


HS-702B-N Technical Data Sheet



<p>Pitch: 27.2mm Minimum Width: 152mm Open Area: 24% Approved: FDA Rod: Ø 4.5mm Flight: Yes Side Guard: Yes Curve: No</p>	
--	--

Data

Belt Material	Belt Strength			Temperature		Belt Weight (Kg/M ²)
	Straight		Curve	°C (min.)	°C (max.)	
	Kg/M(BW)	N/M(BW)				
Polypropylene	1040	10400	--	1	100	4.55
Polyethylene	520	5200	--	-60	60	4.84
Acetal	2200	22000	--	-40	80	6.79
Nylon	1510	15100	--	1	180	6.24

BW – Belt Width

Color Table

Polypropylene					Polyethylene					Acetal					Nylon				
W	G	N	DB	B	W	G	N	DB	B	W	G	N	DB	B	W	G	N	DB	B
●	●						●			●				●				●	

W-White, G-Gray, N-Nature, DB-Dark brown, B-Blue (For more information of belt color, pls consult our sales team)

Friction Table

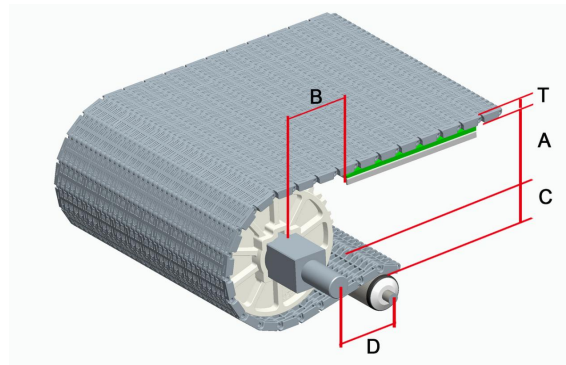
Belt Material	Friction Wear strips & Products							
	UHMW	HDPE	Steel	Glass	SUS	Plastic	Cardboard	Aluminum
Polypropylene	0.32	0.24	0.15	0.09	0.13	0.08	0.15	0.25
Polyethylene	0.13	0.11	0.26	0.19	0.31	0.16	0.21	0.41
Acetal	0.11	0.09	0.27	0.16	0.26	0.15	0.19	0.28
Nylon	0.18	0.13	0.25	0.16	0.26	0.16	0.19	0.27

SUS – Stainless Steel

Equivalent type with other Brand

Brand Name	Intralox	Habasit	UNI	Rexnord	MCC	ScanBelt
Series & Type	S900 Mesh Top	--	--	--	--	--


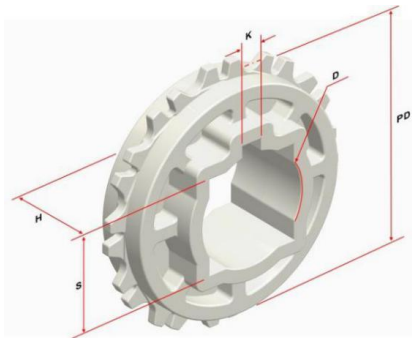
The above content is only for reference.



Conveyor Frame Dimensions

Unit : mm

No. Teeth	A (Min.)	B (Min.)	C (Max.)	D (Min.)	T
6	21.25	36.15	20.35	200	9.8
9	35	49.9	34.1	200	
10	38.85	53.75	37.95	250	
12	47.85	62.75	46.95	250	
17	71.1	86	70.2	300	
18	74	88.9	73.1	300	
20 / 20-Split	82.6	97.5	81.7	300	
24	100	114.9	99.1	300	



Sprocket Dimensions

Unit: mm

No. Teeth	PD	OD	S	D	H	K
6	54.40	52.3	25.4	--	18.5	--
9	79.53	79.8	25.4/38.1/40	25.4	21.5	6.35X3.17
10	88.02	87.5	25.4/38.1/40	25.4/30	18.8	6.35X3.17
12	105.09	105.5	25.4/30/38.1/40	25.4/30/31.75/35/38.1/45/47/50	35	6.35X3.17
17	148.03	152	--	114	35	4.5X4.5
18	156.64	157.8	38.1/40/50/60/63.5	25.4/30/31.75/35/38.1/40/46/47	35	6.35X3.17
20	173.87	175	38.1/40/60	25.4/30/31.75/38.1	35	6.35X3.17
20-Split	173.87	175	60	31.75/30	40	6.35X3.17
24	208.39	209.8	38.1/40	25.4/30/38.1/45	35	8X8